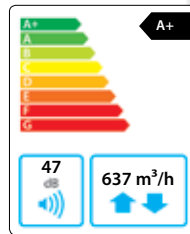


Domekt CF 700 V

Maximal air flow, m ³ /h	637
Panel thickness, mm	50
Unit weight, kg	100
Supply voltage, V	1~230
Maximal operating current, A	HE 11,7
Thermal efficiency of heat recovery, %	88
Reference flow rate, m ³ /s	0,1239
Reference pressure difference, Pa	50
SPI, W/(m ³ /h)	0,30
Filters dimensions BxHxL, mm	390x300x46
Electric power input of the fan drive at reference flow rate, W	73
Electric power input of the fan drive at maximum flow rate, W	179
Electric air heater capacity, kW / Δt, °C	0,5 / 3,1
Electric preheater capacity, kW / Δt, °C	1,5 / 9,3
Control panel	C6.1 / 6.2
Maintenance space, mm	1000



The photo is intended for informational purposes only. exact details may vary.



C6.1



C6.2

Acoustic data

A-weighted sound power level L_{WA}, dB(A) at reference flow rate

Supply inlet	47
Supply outlet	67
Exhaust inlet	47
Exhaust outlet	67
Casing	47

A-weighted sound pressure level L_{PA}, dB(A)

10 m² normally isolated room, distance from casing – 3 m.

Surroundings	36
--------------	----

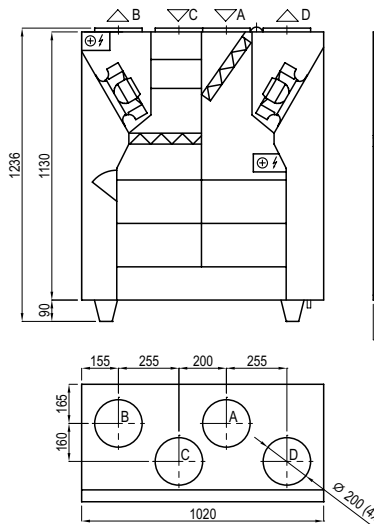
Temperature efficiency

Outside temperature, °C	Winter					Summer		
	-23	-15	-10	-5	0	25	30	35
After heat exchanger*, °C	17,3*	17,9*	18,1*	18,1	18,8	22,4	23,2	23,9

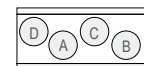
indoor +22°C, 20 % RH.

* calculations made after evaluation of the preheater.

Shown as left (L1)



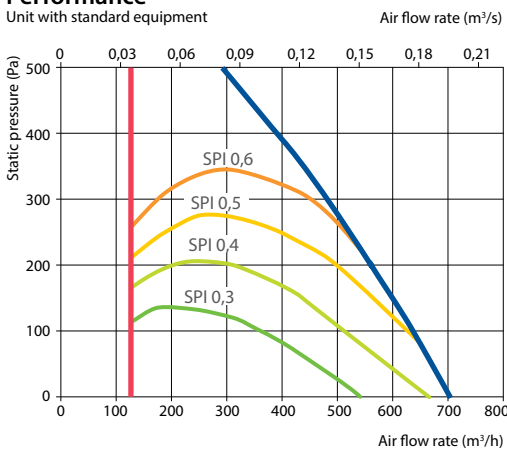
Shown as right (R1)



- A outdoor intake
- B supply air
- C extract indoor
- D exhaust air

Performance

Unit with standard equipment



Accessories (p. 120)

Closing damper	AGUJ-M-200+LF230/LM230
	A/D AGS-200-50-600-M
Silencer	B/C AGS-200-50-900-M
Water heater	DH-200
PPU	PPU-HW-3R-15-0,4-W1

2-way valve (water heater)	VVP47.10-0,4
Water cooler	DCW-0,7-5 / DHCW-200
2-way valve (water cooler)	VVP47.15-2,5
DX cooler	DCF-0,7-5
Cooling unit	MOU-18HFN6-KA8243