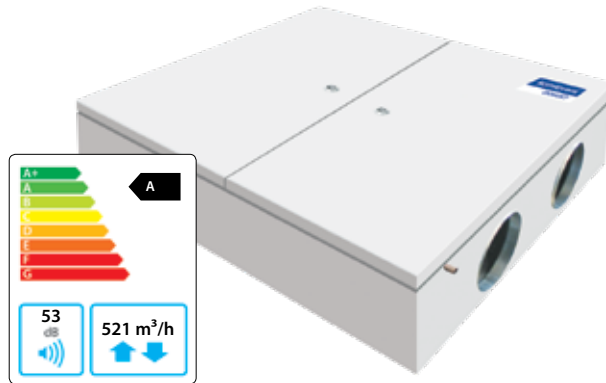


Domekt CF 500 F

Maximal air flow, m ³ /h	521
Panel thickness, mm	30
Unit weight, kg	93
Supply voltage, V	1~230
Maximal operating current, A	HE 11,7
Thermal efficiency of heat recovery, %	87
Reference flow rate, m ³ /s	0,1013
Reference pressure difference, Pa	50
SPI, W/(m ³ /h)	0,35
Filters dimensions B×H×L, mm	484×250×46
Electric power input of the fan drive at reference flow rate, W	67
Electric power input of the fan drive at maximum flow rate, W	171
Electric air heater capacity, kW / Δt, °C	0,5 / 3,8
Electric preheater capacity, kW / Δt, °C	1,5 / 11,4
Control panel	C6.1 / 6.2
Maintenance space, mm	520



The photo is intended for informational purposes only. exact details may vary.



Acoustic data

A-weighted sound power level L_{WA} , dB(A) at reference flow rate

Supply inlet	56
Supply outlet	70
Exhaust inlet	56
Exhaust outlet	70
Casing	53

A-weighted sound pressure level L_{pA} , dB(A)

10 m² normally isolated room, distance from casing – 3 m.

Surroundings	42
--------------	----

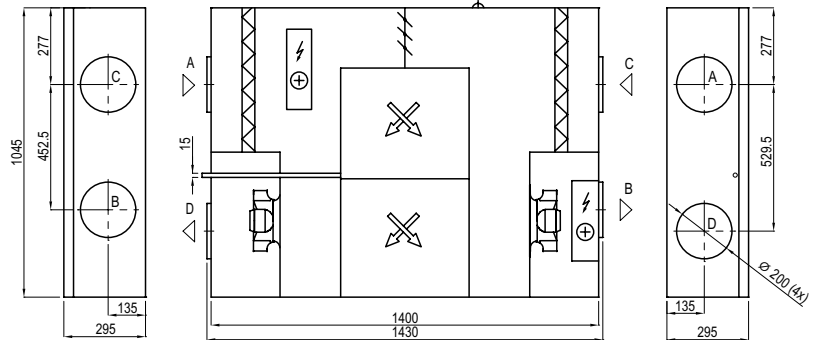
Temperature efficiency

Outside temperature, °C	Winter					Summer		
	-23	-15	-10	-5	0	25	30	35
After heat exchanger*, °C	17,4*	18,0*	18,2*	18,2	18,8	22,4	23,2	24,0

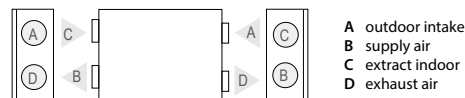
indoor +22°C, 20 % RH.

* calculations made after evaluation of the preheater.

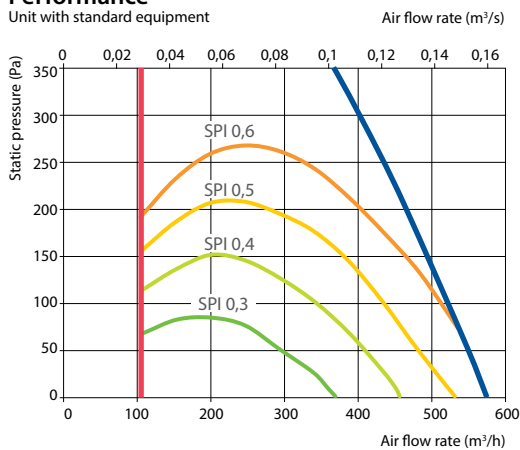
Shown as right (R2)



Shown as left (L2)



Performance



Accessories (p. 120)

Closing damper	AGUJ-M-200+LF230/LM230
Silencer	A/D AGS-200-50-600-M
	B/C AGS-200-50-900-M
Water heater	DH-200
PPU	PPU-HW-3R-15-0,4-W1

2-way valve (water heater)	VVP47.10-0,4
Water cooler	DCW-0,5-3 / DHCW-200
2-way valve (water cooler)	VVP47.10-1,6
DX cooler	DCF-0,5-3